



WORDPRESS AND CONTAINERS

ALAN LOK

WHAT ARE CONTAINERS

Self-contained


- Single file with system library and application code
- Lightweight

Immutable

- Portable, predictable, repeatable infrastructure

Scalable

- Need more power? Add more containers*




CONTAINER MANAGEMENT

- Containers need a home (or vessel) to carry its load
- Your solution will likely need different containers (database, app, API?)
- Lots of management or orchestration tools to pick
 - Kubernetes, Docker Swarm, Mesos, Openshift, ECS to name a few

THE LAMP STACK



Linux



Apache



PHP



MySQL

THE “ALL-IN-ONE” WORDPRESS LAMP STACK

Linux
Hosting
(VPS /
Bare-
metal)

- Apache
- MySQL
- PHP

WORDPRESS IN DOCKER TERMS

Web
& PHP

WordPress



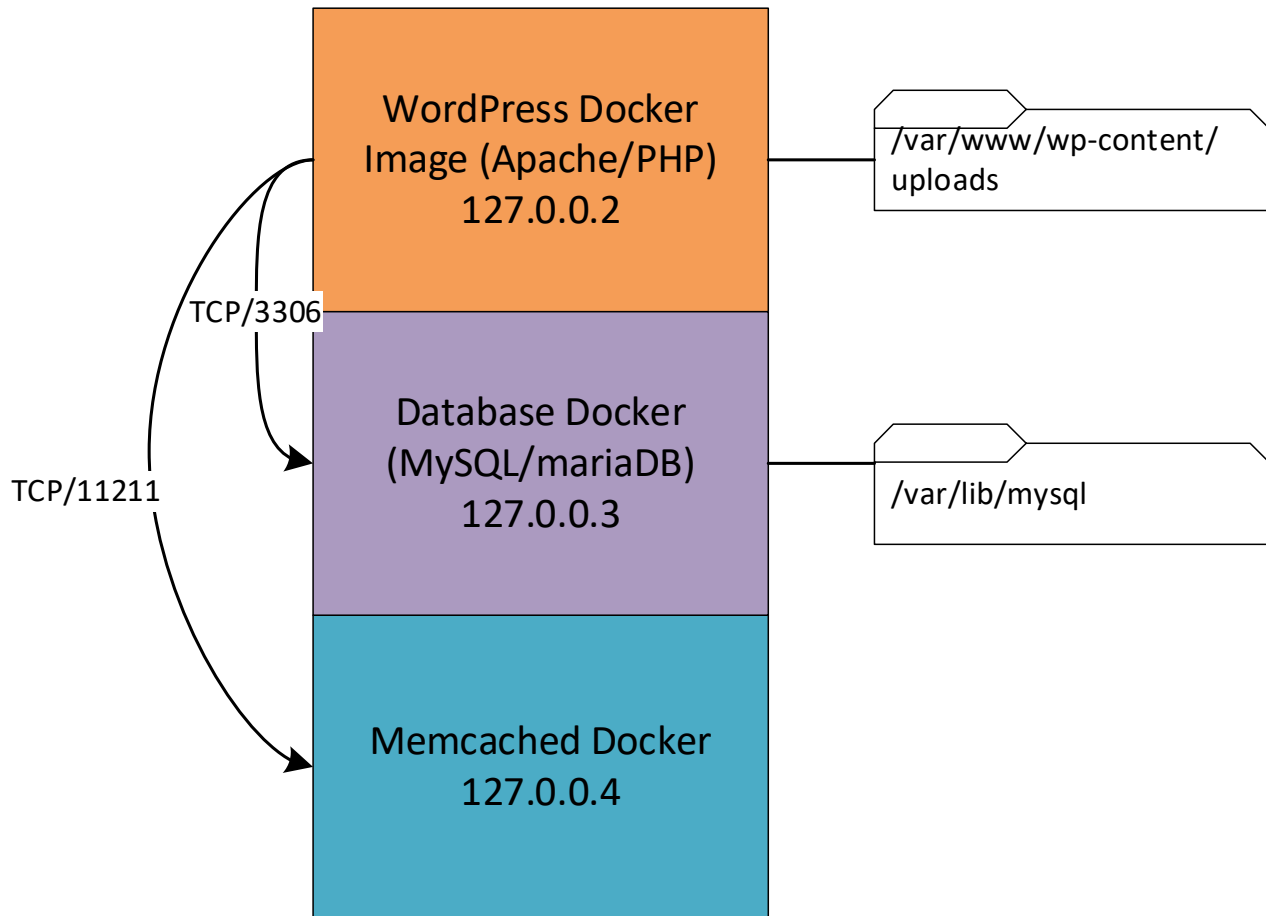
MySQL
Server

MySQL



WHY START WITH DOCKER?

- Docker is a very *popular* container format
- Immutable infrastructure
 - Your application and its environment will be consistent and run similarly - whether it's with developer Jane, John or Janice
- Hosting mobility
 - Deploy with any provider that takes an Docker image (including AWS, Azure, and Google)
- Separating code and data
 - You can mount data to a data volume or path



A SIMPLE DOCKERIZED WORDPRESS VPS

- Single container host with shared file mounts for user data
- Each layer can change as you need to update versions of middleware or code
- This is possible with any VPS or development workstation

DOCKER DEMO

Step 1 – pull Docker images

```
docker pull wordpress
```

```
docker pull mysql
```

Step 2 – create **stack.yml** (see right)

Step 3 – run the stack

```
docker stack deploy -c
```

```
styack.yml wordpress
```

```
version: '3.1'
```

```
services:
```

```
  wordpress:
```

```
    image: wordpress:latest
```

```
    ports:
```

```
      - 8080:80
```

```
    environment:
```

```
      WORDPRESS_DB_PASSWORD: password
```

```
    volumes:
```

```
      - wpcontent:/var/www/html/wp-content
```

```
  mysql:
```

```
    image: mysql:latest
```

```
    environment:
```

```
      MYSQL_ROOT_PASSWORD: password
```

```
    volumes:
```

```
      - wpdb:/var/lib/mysql
```

```
volumes:
```

```
  wpdb:
```

```
    driver: local
```

```
  wpcontent:
```

```
    driver: local
```

HOW ABOUT

- Making tweaks to your docker image?

```
docker container ls
docker exec -i -t <id>
/bin/bash
```

- Shutting down the deployment?
- Cloning data / editing

```
docker cp <source> <dest>
```

- Save docker image?

```
docker container commit
<id> <rep>:<tag>
```

BUT WHAT ABOUT?



HIGH AVAILABILITY

It can't be down at all!



SCALING

My WordPress plugin needs lots of processing power

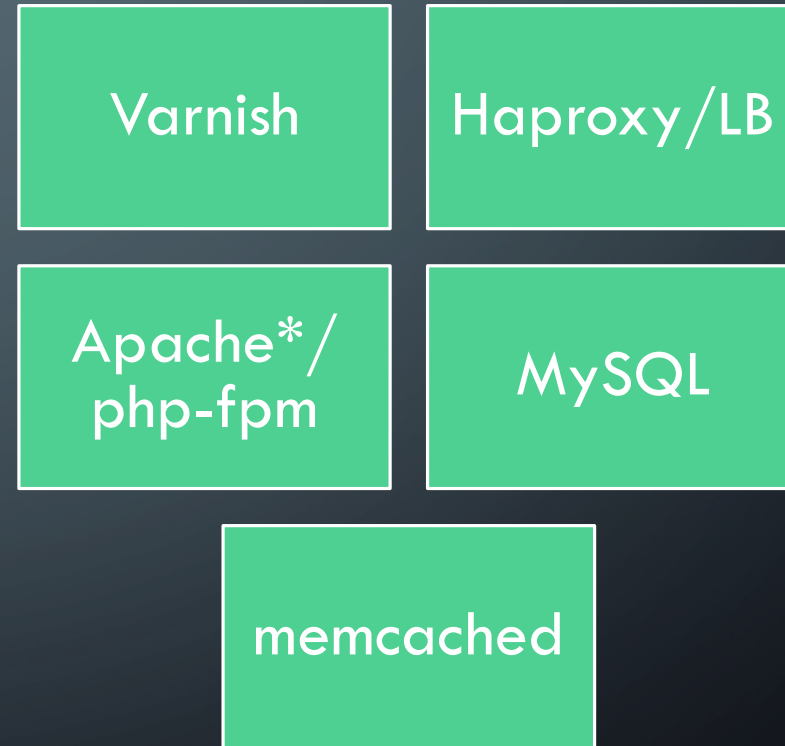


ORCHESTRATION

It's complicated...

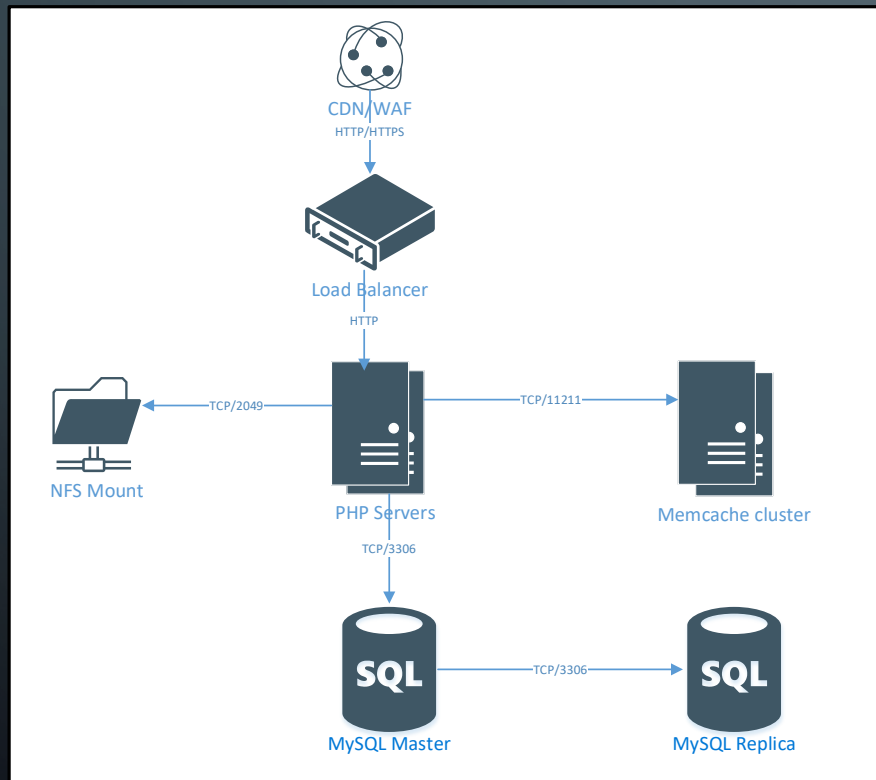
DOCKER ORCHESTRATION TO THE RESCUE

- Break your layers to more manageable containers
- Use orchestration to handle service discovery and expansion
- Have more than 1 container hosts
- Can mitigate some single points of failure with LB or RR-DNS

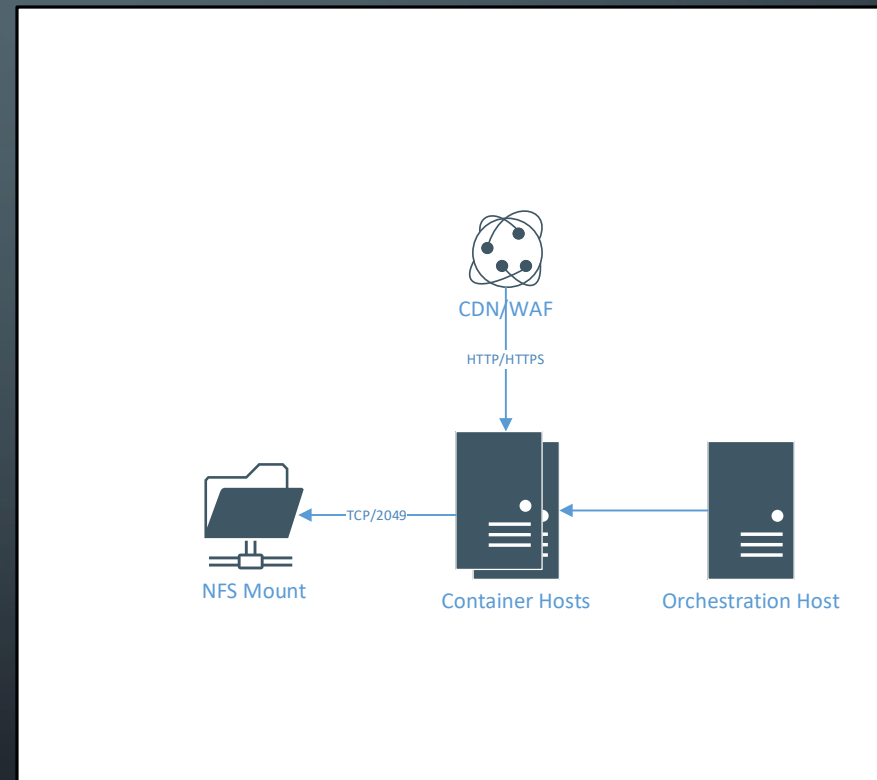


SCALING WORDPRESS

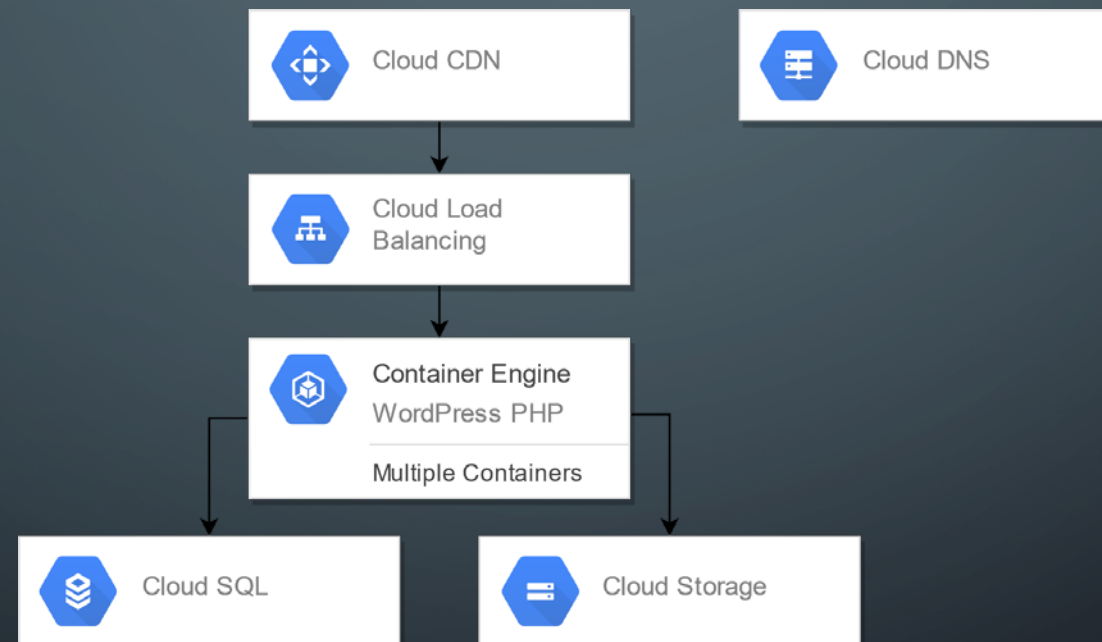
BY COMPONENT



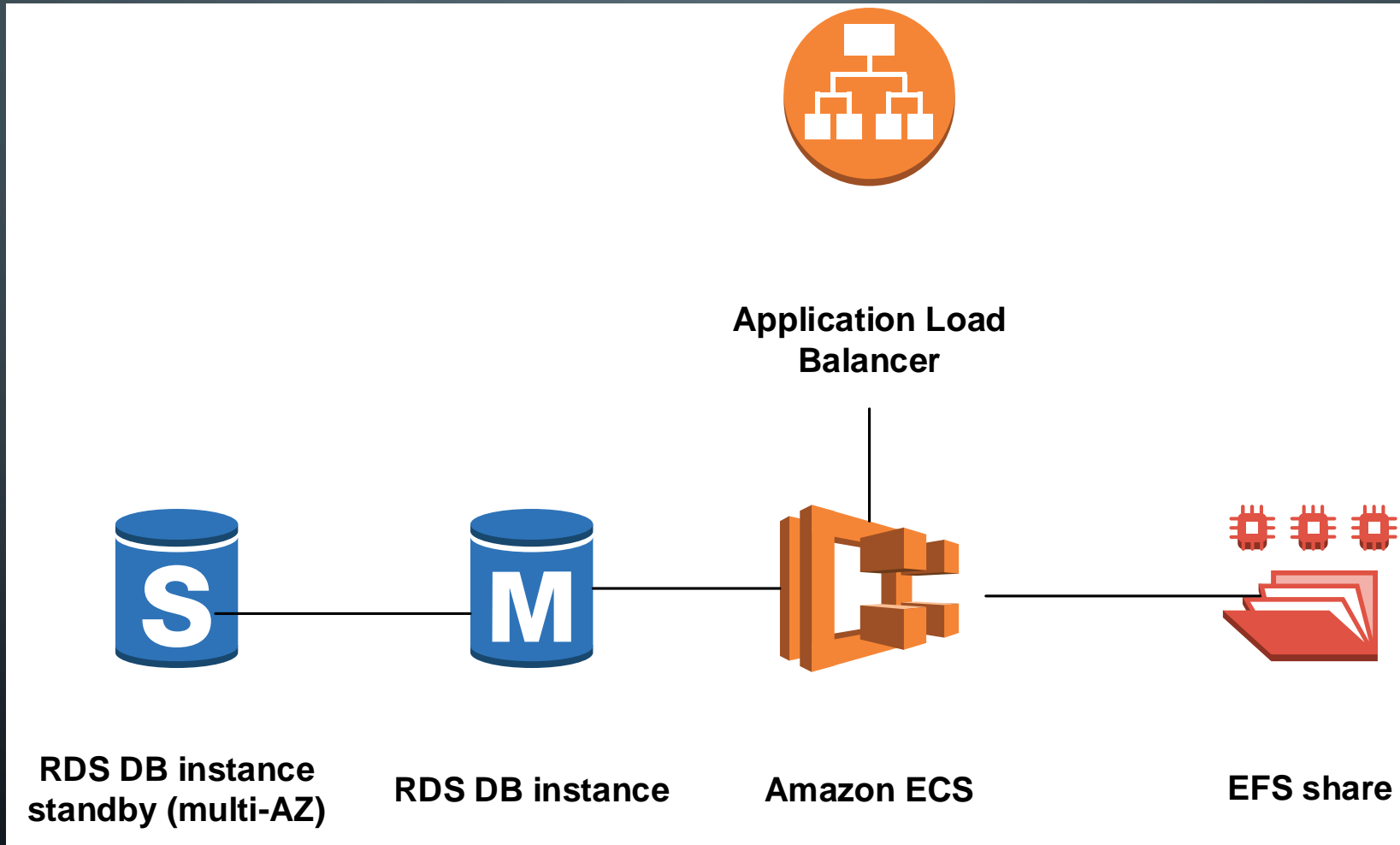
CONTAINERIZED



USING GOOGLE CLOUD COMPUTE



USING AMAZON WEB SERVICES



CONSIDERATIONS FOR BETTER-SCALED DOCKERIZED WORDPRESS

- Lock out plugin and WP auto-upgrades (use Docker images)
- Send wp-uploads using media library plugins (S3, Azure, GCP)
- Use orchestration for service discovery
- Multiple container hosts for resiliency



THANK YOU!

@alan_lok